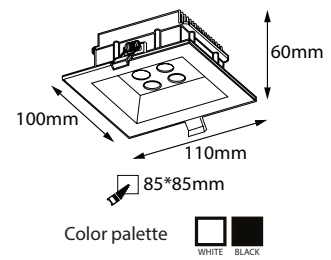




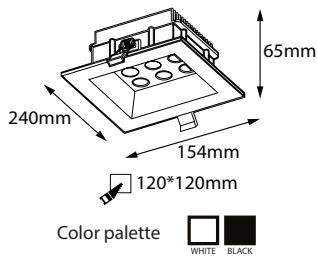
SL11060

Input Voltage AC220-240V, Multivoltage
 Light Power 5W
 Luminous flux ~480lm
 Light Source Philips SMT led
 CCT 2700K, 3000K, 4000K
 CRI 80 as standard
 Beam Angle 15°, 25°, 35°
 Driver, Khun, Xz, Philips other options available
 Output DC200mA 24V

SL11060     



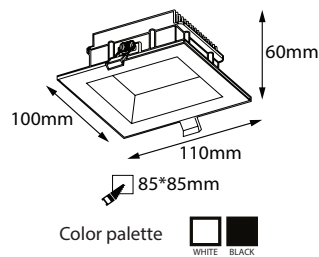
SL15465     



SL15465

Input Voltage AC220-240V, Multivoltage
 Light Power 11W
 Luminous flux ~1050lm
 Light Source Philips SMT led
 CCT 2700K, 3000K, 4000K
 CRI 80 as standard
 Beam Angle 15°, 25°, 35°
 Driver, Khun, Xz, Philips other options available
 Output DC200mA 54V

SL11060F     



SL11060F

Input Voltage AC220-240V, Multivoltage
 Light Power 8W
 Luminous flux ~600lm
 Light Source Edison SMT led
 CCT 2700K, 3000K, 4000K
 CRI 80 as standard
 Beam Angle 90°
 Driver, Khun, Xz, Philips other options available
 Output DC300mA 21V



SL15465F

Input Voltage AC220-240V, Multivoltage
 Light Power 19W
 Luminous flux ~1520lm
 Light Source Edison SMT led
 CCT 2700K, 3000K, 4000K
 CRI 80 as standard
 Beam Angle 90°
 Driver, Khun, Xz, Philips other options available
 Output DC450mA 36V

SL15465F     

